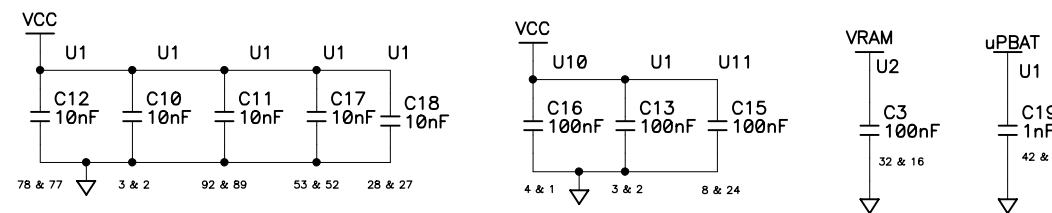


**TABLE A**

REF DES	DEVICE	DEVICE VOLTAGE INFORMATION					DEVICE: FILTER CAP REF DES(S)
		AGND	GND	VCC	VRAM	NO CONNECTS	
U1	RABBIT 2000		2,27,39 52,77,89	3,28,53, 78,92	42		C13,10 - PIN3, C18,17,12,11 C19 - PIN42 (uPbat)
U2	SRAM*		16		32		C3
U10	ETC811		1	4			C16
U11	FLASH*		24	8			C15



**STUFFING TABLE**

CIRCUIT		PART	MODEL		
			RCM2000	RCM2010	RCM2020
SRAM	MAIN	U2	512K SRAM	128K SRAM	128K SRAM
	SRAM SELECT	JP1	ZERO ohm ACROSS PINS 2-3	ZERO ohm ACROSS PINS 1-2	ZERO ohm ACROSS PINS 1-2
FLASH	MAIN	U11	256K FLASH	256K FLASH	256K FLASH
	FLASH SELECT	JP2	ZERO ohm ACROSS PINS 1-2	ZERO ohm ACROSS PINS 1-2	ZERO ohm ACROSS PINS 1-2
		JP3	ZERO ohm ACROSS PINS 1-2	ZERO ohm ACROSS PINS 1-2	ZERO ohm ACROSS PINS 1-2
PROCESSOR CRYSTAL		Y1	12.9024MHz	12.9024MHz	9.216MHz
POWER TO VRAM		R3,9	NOT STUFFED	NOT STUFFED	NOT STUFFED

REVISION HISTORY			REVISION APPROVAL			
REV	ECO	DESCRIPTION	PROJECT ENGINEER	APPROVAL DATE	DOCUMENT CONTROL	APPROVAL DATE
A	E10937	INITIAL RELEASE, TRACKS A/W @ REV-B	DM	04MAY00	KAH	03MAY00
B	E11182	CHANGE R14 FROM 1K TO 1.3K TO CONFORM WITH UL REGULATIONS ON CURRENT LIMITING RESISTORS	RJH	31AUG00	KAH	31AUG00
C	E11620	CHANGE R14 FROM 1.3K TO 2K. ADDED EXTERNAL 32KHz OSCILLATOR. MODIFIED VBAT CIRCUITRY	DM	8/06/01	KIS	08/03/01
D	E11778	REMOVE UNUSED FLASH REFERENCE OPTION.	DM	12/20/01	KIS	12/20/01
E	E11787	SHOW R3,9 NOT STUFFED, AND R1 IS 5% TOL.	DM	1/2/01	KIS	1/2/01


- NOTES: UNLESS OTHERWISE SPECIFIED;
- ALL RESISTOR VALUES ARE IN OHMS, 1/10W, 5%
  - ALL CAPACITORS ARE 50VDC OR HIGHER.
  - THE ORIGIN SOURCE OF A VOLTAGE IS REPRESENTED BY (VCC), AND ALL REFERENCES TO THAT VOLTAGE ARE REPRESENTED BY (VCC).

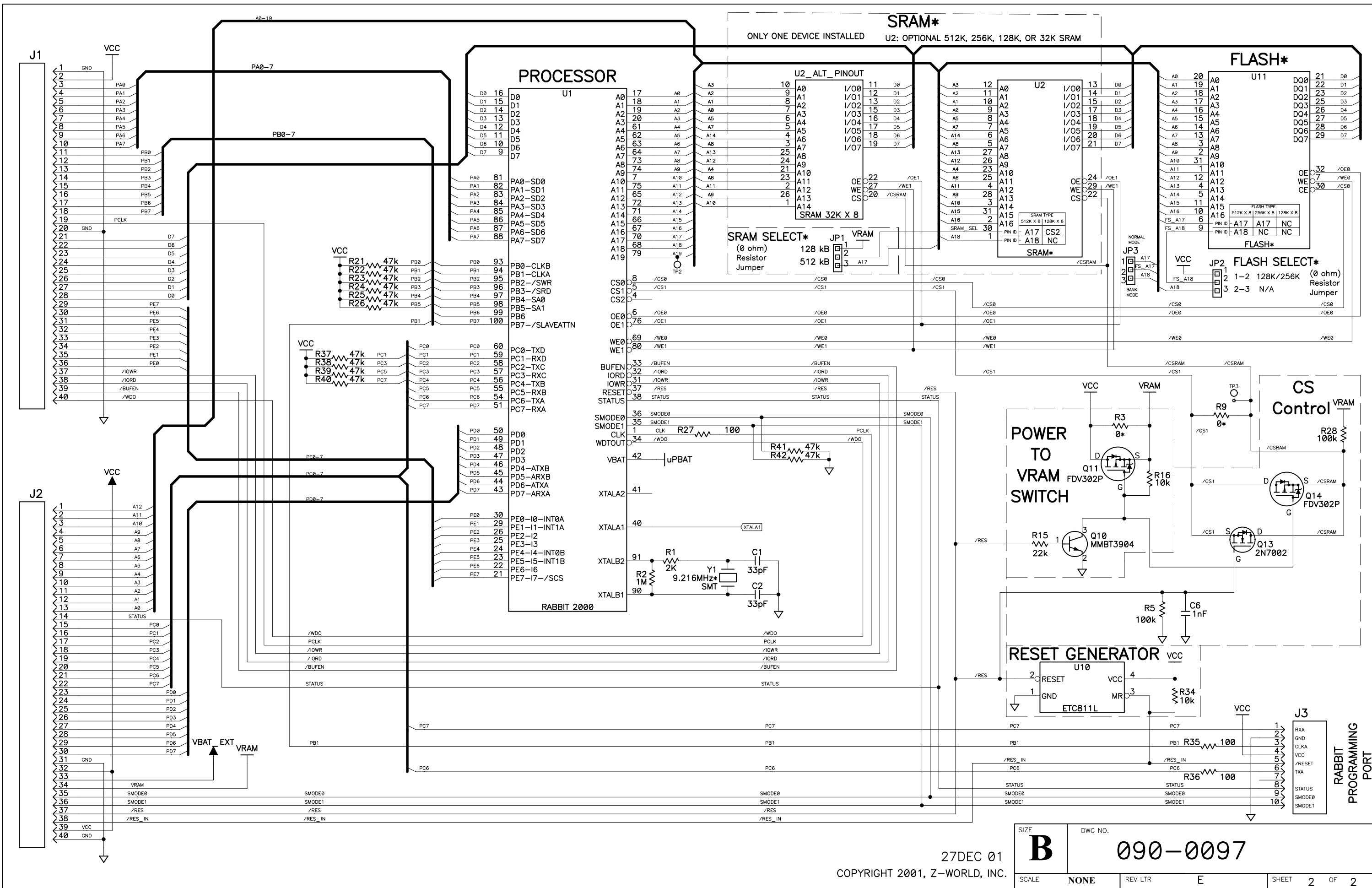
4 OUTLINED CIRCUIT MAY NOT BE STUFFED DEPENDING ON MODEL, SEE STUFFING CHART FOR CLARIFICATION.

- COMPONENT VALUES SHOWN WITH AN ASTERISK (\*) FOLLOWING THE VALUE, MAY HAVE DIFFERENT VALUES, OR MAY NOT BE STUFFED DEPENDING ON MODEL. SEE STUFFING CHART FOR CLARIFICATION.

COPYRIGHT 2001, Z-WORLD, INC.

APPEND THE FOLLOWING DOCUMENTS WHEN CHANGING THIS DOCUMENT:		DRAWING CONTENT:		TITLE	
		DRAWN BY: (INITIAL RELEASE) DM	31JAN00	SCHEMATIC DIAGRAM RCM2000 SERIES RABBITCORE	
		REVISED BY: K.SCHALLER	27DEC 01		
		APPROVALS: INITIAL RELEASE		SIZE <b>B</b> DWG NO. <b>090-0097</b>	
		PROJECT ENGINEER: DM	04MAY00		
		ENGINEERING MANAGER: ---	---		
		SIGNATURES	DATE	SCALE NONE	RELEASE DATE 03MAY00
				SHEET 1 OF 2	





27DEC 01  
 COPYRIGHT 2001, Z-WORLD, INC.

SIZE	DWG NO.
<b>B</b>	090-0097
SCALE	REV LTR
NONE	E
SHEET	OF
2	2