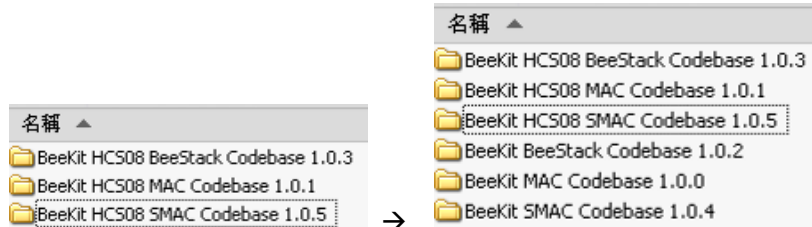
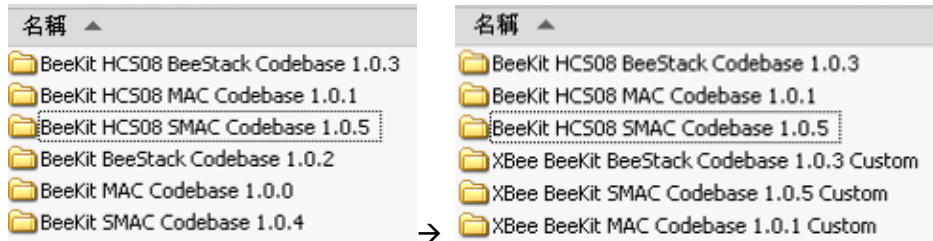


Procedure used for deployment 1011.zip code development package on BeeKit Wireless Connectivity ToolKit REV 1.5:

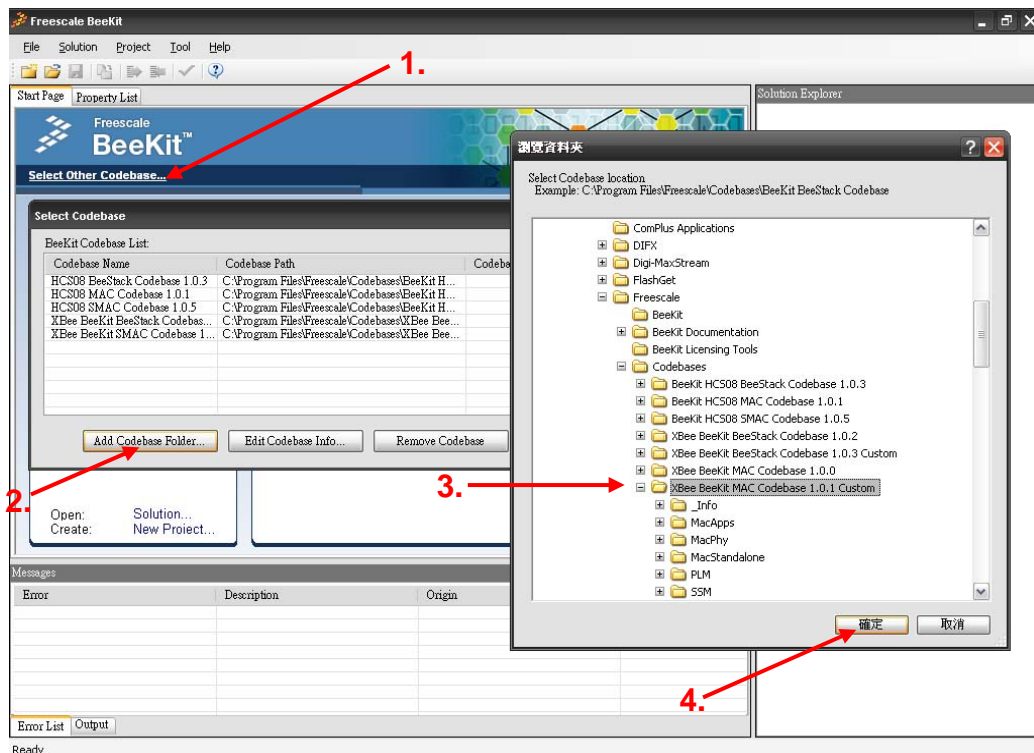
1. Install BeeKit Wireless Connectivity ToolKit REV 1.5
2. Copy and rename the provided Code Bases folders to the name of BeeKit REV 1.1.1.0 as described below:



3. Run the setup.exe provided in the 1011.zip and points the install path to the same path as the BeeKit setup. the setup will deploy the code modification to the renamed folder
4. Rename the folder to specify the actual code bases version as mentioned below:



5. Add the code bases in the BitKit GUI as describe in the following figure:



6. The code bases can now be used.