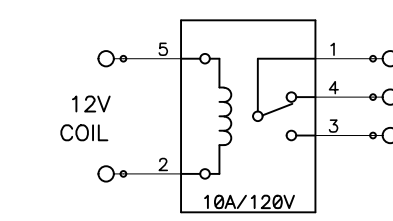
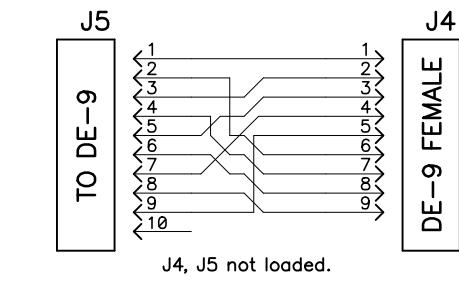
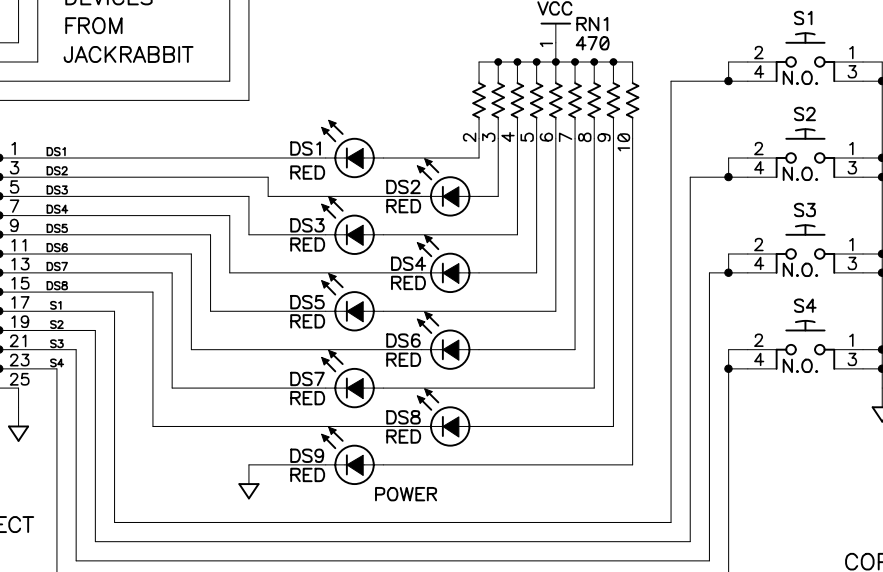
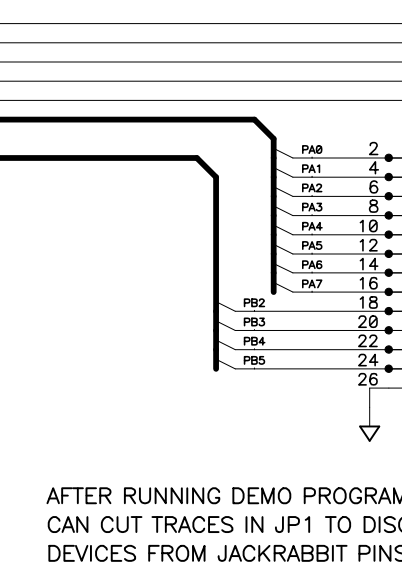


REVISION HISTORY			REVISION APPROVAL			
REV	ECO	DESCRIPTION	PROJECT ENGINEER	APPROVAL DATE	DOCUMENT CONTROL	APPROVAL DATE
C	E10812	CHANGE VALUE OF R1 FROM 100 OHM TO 3.3 OHMS	RJH	10NOV99	KAH	10NOV99
D	E10904	CORRECT & CLARIFY INFORMATION IN SCHEMATIC	RJH	18FEB00	KAH	18FEB00
E	E11053	ADD WARNING ABOUT CUTTING TRACE BETWEEN K & VCC				



JP2 JUMPER SETTINGS	
FUNCTION	SETTING
Buzzer	1-2
K to +5V	3-5
K to DCIN	5-6
10K POT OR THERMISTOR	7-8
int enab	9-10



APPEND THE FOLLOWING DOCUMENTS WHEN CHANGING THIS DOCUMENT:	
JS	11AUG99
KAH	18MAY00
APPROVALS: INITIAL RELEASE	
PROJECT ENGINEER:	18OCT99
ENGINEERING MANAGER:	
SIGNATURES	DATE

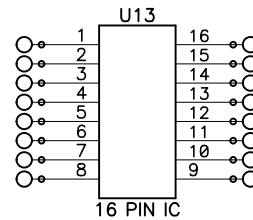
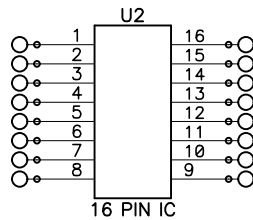
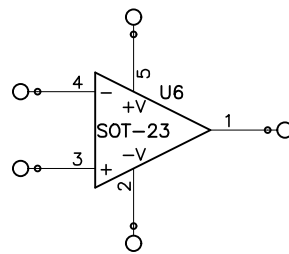
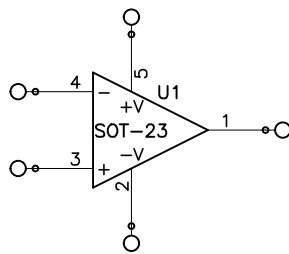
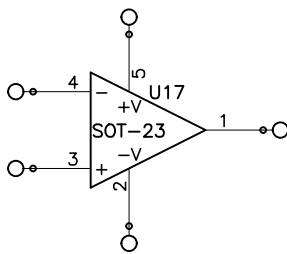
DRAWING CONTENT:		TITLE	
JS	11AUG99	SCHEMATIC DIAGRAM BL1800/JACKRABBIT PROTOTYPING BOARD	
KAH	18MAY00		
APPROVALS: INITIAL RELEASE			
PROJECT ENGINEER:	18OCT99		
ENGINEERING MANAGER:			
SIGNATURES		DATE	

SIZE	DWG NO.
B	090-0088
SCALE	NONE
RELEASE DATE	18OCT99
SHEET	1 OF 2

COPYRIGHT 2000, Z-WORLD, INC.



SURFACE MOUNT PROTOTYPING PADS



R-C13

R-C31

R-C49

R-C67

R-C85

R-C14

R-C32

R-C50

R-C68

R-C86

R-C15

R-C33

R-C51

R-C69

R-C87

R-C16

R-C34

R-C52

R-C70

R-C88

R-C17

R-C35

R-C53

R-C71

R-C89

R-C18

R-C36

R-C54

R-C72

R-C90

R-C19

R-C37

R-C55

R-C73

R-C91

R-C20

R-C38

R-C56

R-C74

R-C92

R-C21

R-C39

R-C57

R-C75

R-C93

R-C22

R-C40

R-C58

R-C76

R-C94

R-C23

R-C41

R-C59

R-C77

R-C95

R-C24

R-C42

R-C60

R-C78

R-C96

R-C1

R-C7

R-C25

R-C43

R-C61

R-C79

R-C97

R-C2

R-C8

R-C26

R-C44

R-C62

R-C80

R-C98

R-C3

R-C9

R-C27

R-C45

R-C63

R-C81

R-C99

R-C4

R-C10

R-C28

R-C46

R-C64

R-C82

R-C100

R-C5

R-C11

R-C29

R-C47

R-C65

R-C83

R-C101

R-C6

R-C12

R-C30

R-C48

R-C66

R-C84

R-C102

