



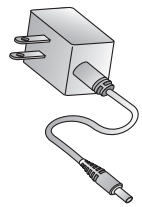
1 Verify Contents



ConnectPort X2e ZB



Ethernet Cable



Power Supply



Quick Start Guide

ConnectPort[®] X2e ZB Ethernet

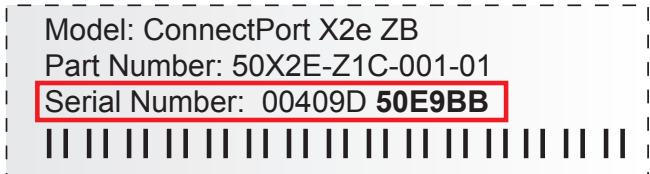


(1P):90001297-88 B

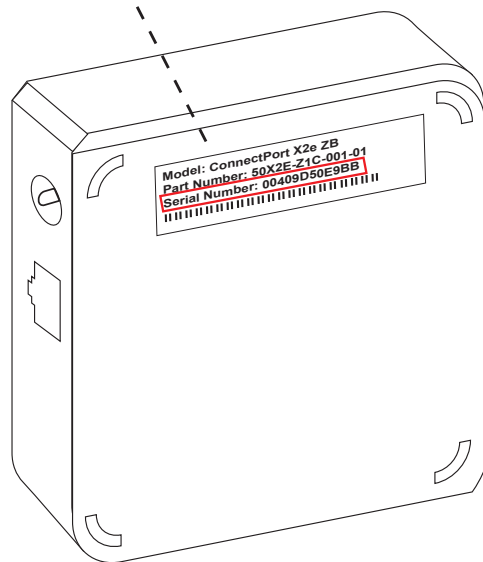
2 Write Down the Serial Number

Write down the following located on the back of the **ConnectPort X2e ZB**:

Serial Number: _____



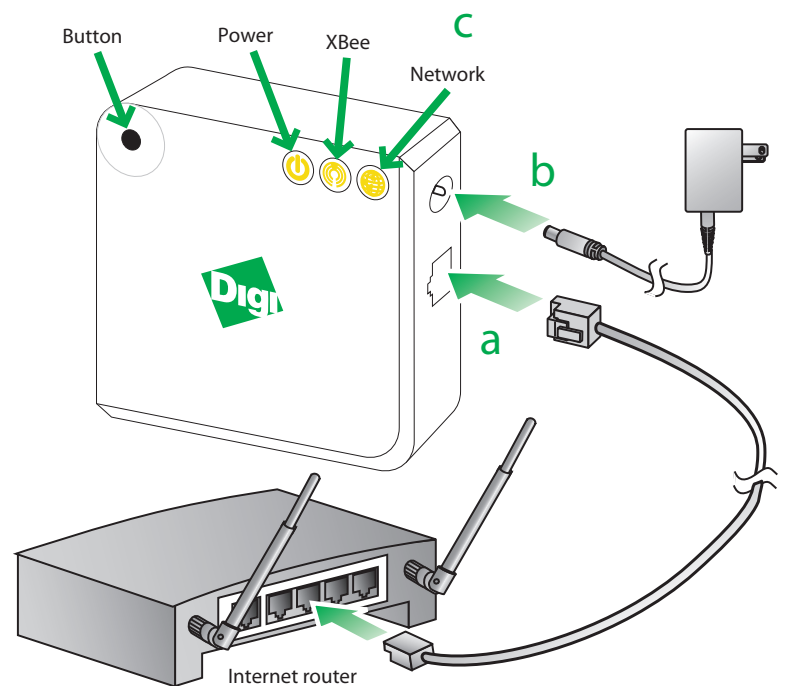
NOTE: The Serial Number is also the Ethernet MAC address.



3 Connect Hardware

- Connect the Ethernet cable.
- Connect the power supply.
- Startup Sequence** - After plugging in the device, the Power LED will turn solid green, and the Network LED will gradually turn solid green if it can connect to iDigi.

NOTE: This product requires a DHCP server to assign its IP address. If you do not have a DHCP server, see the *ConnectPort X2e ZB User's Guide*.



4 Online Installation

- Browse to www.digi.com/X2EZB and follow the instructions to download the Digi ESP™ for Python development environment and the *ConnectPort X2e ZB User's Guide*.

5 Troubleshooting

- Power LED

Status	Description
OFF	No power.
Solid green	Device is powered. This state does not indicate that the device is fully operational. The Network LED and its states convey such information.

- Network LED

Status	Description
OFF	Gateway operating system is not yet running.
Blinking yellow (slow)	Operating system is running, but no Ethernet link is established.
Blinking yellow (fast)	Ethernet link is established, but no IP address is assigned to the gateway.
Solid yellow	An IP address has been assigned to the gateway.
Alternating between yellow and green	The gateway cannot connect to iDigi. The two most common reasons for this state are: <ul style="list-style-type: none">- The gateway cannot connect to a DNS server to resolve the iDigi server address.- The gateway cannot connect to an NTP time server to get the correct time. See the <i>iDigi User's Guide's</i> Troubleshooting section to resolve this state.
Blinking green (slow)	Gateway is attempting a connection to an iDigi server.
Blinking green (fast)	iDigi server found and gateway is undergoing authentication.
Solid green	Gateway is connected to the iDigi server.

- Button - Holding the button for ten seconds returns the device to factory defaults.

For more information about this product, browse to www.digi.com/X2EZB

Need Help? Call 1-877-693-7849 or visit www.digi.com/support.