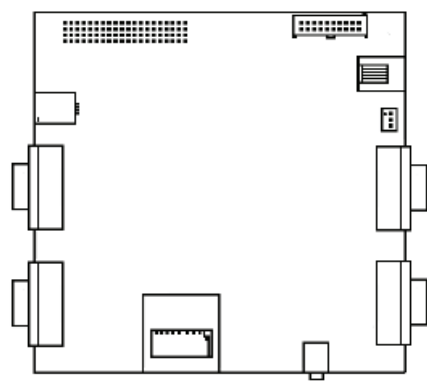



1 Verify Kit Contents



FIM Application Kit Board



This Quick Start Guide



Flat Ribbon Cable (20-pin)



16 Configuration Jumpers



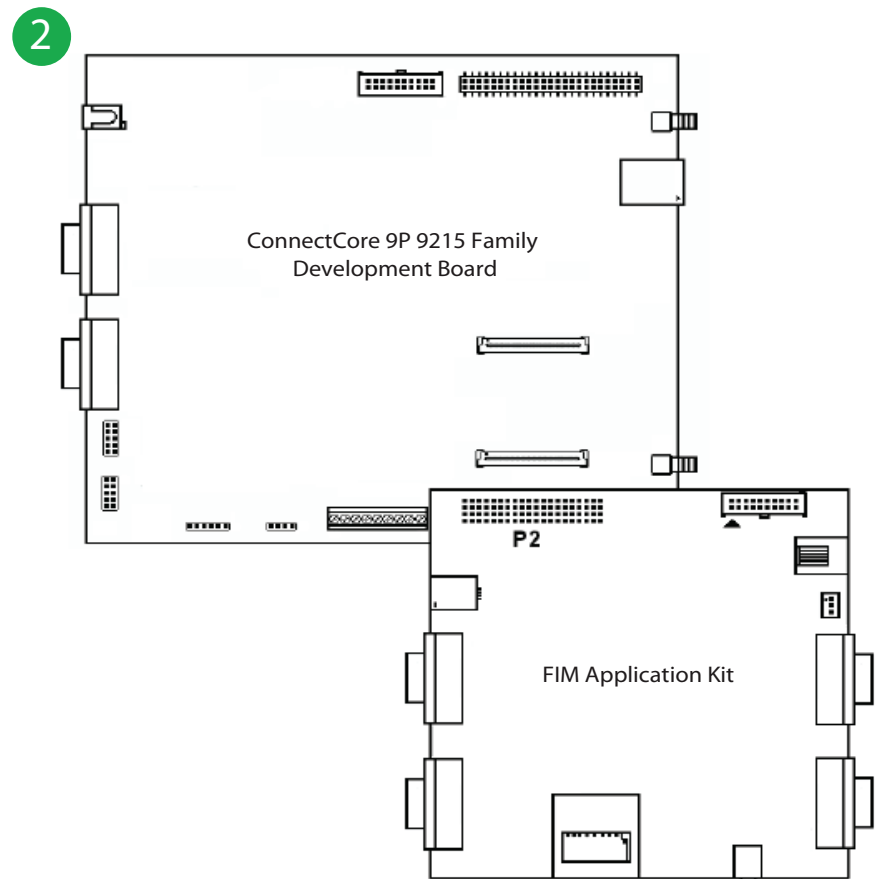
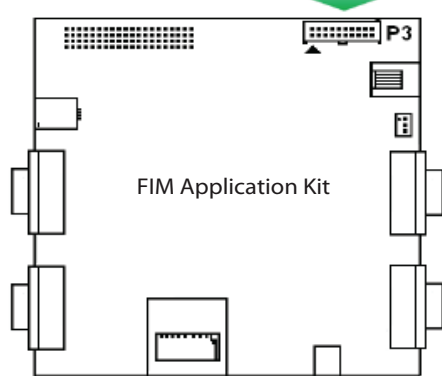
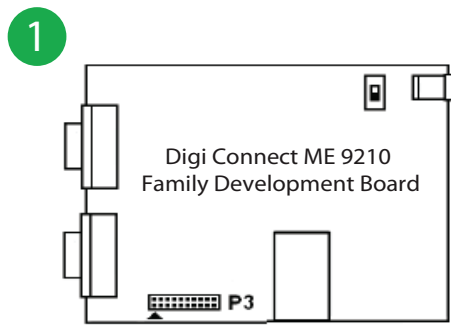
Quick Start Guide FIM Application Kit

90001076_A

2 Connect Hardware to Development Board

- a Connect your development board to the FIM Application Kit board according to the following table and figures:

Product Family	Development Board Connector	FIM Application Kit Connector	Connection Type
1 Digi Connect ME 9210	P3	P3	Flat Ribbon 20-pin cable
2 Digi ConnectCore 9P 9215	Signal Rail 2 (X20, X21)	P2	Board to Board connection



3 Additional Information

- a For additional documentation and software, please visit the Digi technical support website at <http://www.digi.com/support>
Select the category "Application Kit" under "Filter by product name" and pick your application kit on the left
- b Please also refer to the documentation of your operating system platform for information on how to utilize the FIM interfaces