COPYRIGHT © DIGI INTERNATIONAL,
UNPUBLISHED WORK - ALL RIGHTS RESERVED.

BALLOON DESIGNATION SYMBOL
1 ← ITEM NUMBER
2 ← NOTE REFERENCE

THIS DOCUMENT CONTAINS PROPRIETARY INFORMATION AND EXCEPT WITH WRITTEN PERMISSION OF DIGI, SUCH INFORMATION SHALL NOT BE PUBLISHED OR DISCLOSUED TO OTHERS, OR USED FOR ANY PURPOSE AND THE DOCUMENT SHALL NOT BE COPIED IN WHOLE OR PART

REVISION HISTORY

REV	ECO	DESCRIPTION	DATE	DRW/CHK
D	00	ADDED DIMENSIONS	29MARCH20	SME/SME

1. SEE B.O.M. FOR POPULATION OPTIONS.
2. SUPPLIER SHALL MEET REQUIREMENTS DEFINED IN DIGI SUPPLIER QUALITY HANDBOOK 96007159.
3. WORKMANSHIP SHALL BE PER IPC-A-610 CLASS 2.
4. BAG AND TAG LOOSE HARDWARE FOR SHIPPING OR STORAGE PER DIGI 96000757.
5. AT THE TIME OF FABRICATION, MANUFACTURING PROCESS AND MATERIALS SHALL COMPLY WITH THE CURRENT REVISION OF THE FOLLOWING REGULATIONS:
   - EU AND CHINA RoHS DIECTIVES.
   - REACH SVCH DIRECTIVES.
   - SECTION 1502 OF THE U.S. DOOD-FRANK WALL STREET REFORM AND
   - CONSUMER PROTECTION ACT REGARDING CONFLICT MINERALS.
6. ALL SHIPMENTS TO INCLUDE CERTIFICATE OF CONFORMANCE.

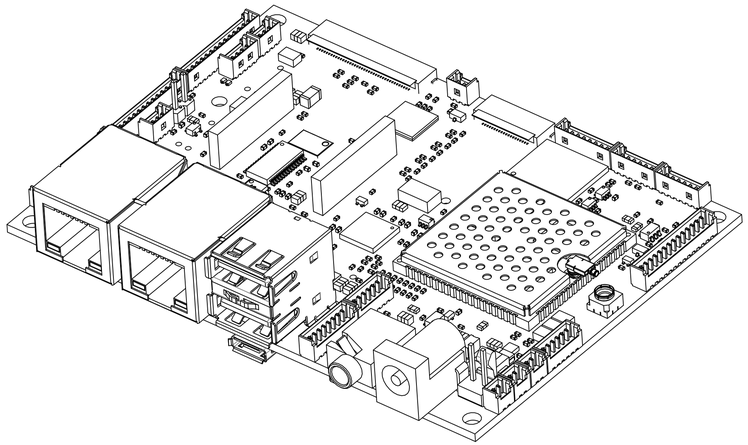

UNLESS OTHERWISE SPECIFIED

ALL DIMENSIONS AND TOLERENCES ARE IN MILLIMETERS AND SHALL BE INTERPRETED PER ASME Y14.5M - 1994

DRAWING TOLERANCES ARE AS FOLLOWS:

FRACTIONS	DECIMALS	ANGLES
±1/64	±.5X	±1°
	.XX ±.1	
	.XXX ±.005	

THIRD ANGLE PROJECTION

DESIGNER/ENGINEER: S. MEYER	DATE: 7/12/2019	DIGI INTERNATIONAL, 9350 EXCELSIOR BLVD., SUITE 700, HOPKINS, MN. 55343
HW ENGINEER: S. MEYER	DATE: 7/12/2019	TITLE: DWG, ASSY, CONNECTORE i.MX6UL SBC PRO
MFG/OPS: NA	DATE: 7/12/2019	
DRAFTER: NA	DATE: 7/12/2019	
PRODUCT MANAGER:	DATE: 7/12/2019	

SIZE	CAGE CODE	DWG NO:	REV
D	08TP3	55001883-01	D

SCALE		SHEET
1:1	DO NOT SCALE DRAWING	1 OF 1

COPYRIGHT © DIGI INTERNATIONAL,
UNPUBLISHED WORK – ALL RIGHTS RESERVED.

BALLOON DESIGNATION SYMBOL
1 ← ITEM NUMBER
2 ← NOTE REFERENCE

THIS DOCUMENT CONTAINS PROPRIETARY INFORMATION AND EXCEPT WITH WRITTEN PERMISSION OF DIGI, SUCH INFORMATION SHALL NOT BE PUBLISHED OR DISCLOSUED TO OTHERS, OR USED FOR ANY PURPOSE AND THE DOCUMENT SHALL NOT BE COPIED IN WHOLE OR PART

REVISION HISTORY

REV	ECO	DESCRIPTION	DATE	DRW/CHK
D	00	ADDED DIMENSIONS	29MARCH20	SME/SME

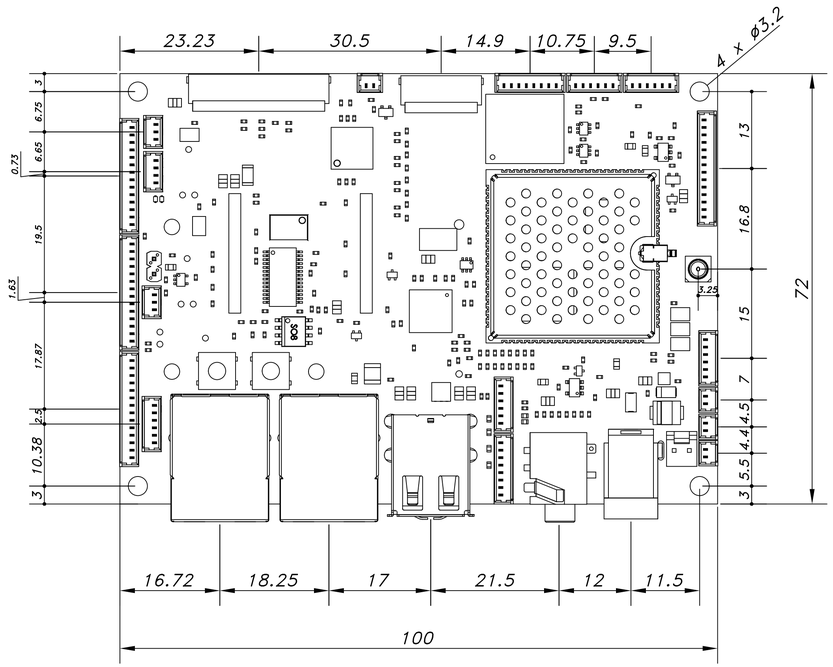

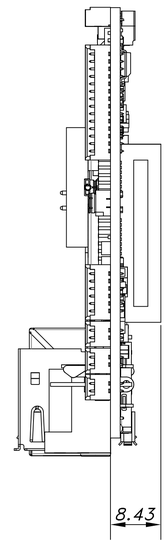

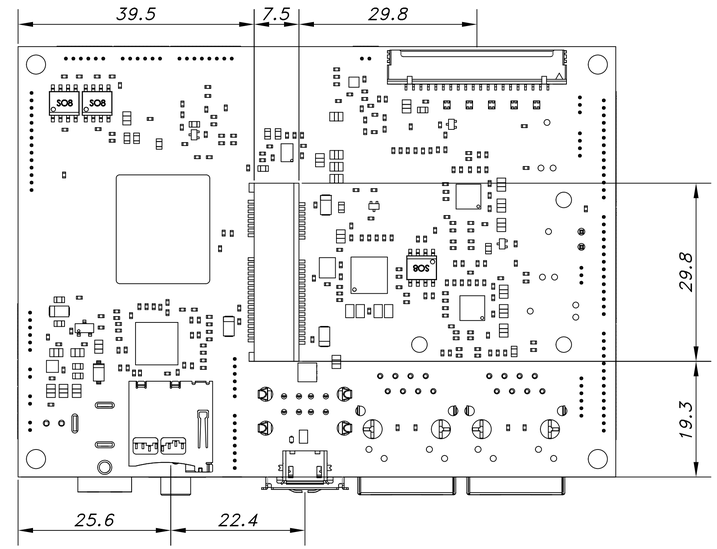

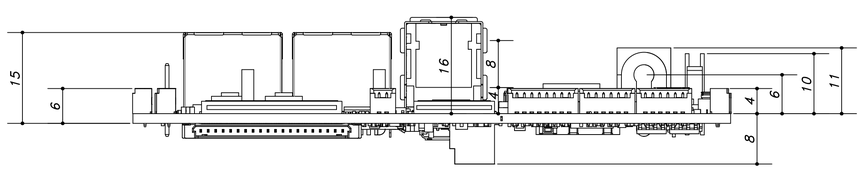

UNLESS OTHERWISE SPECIFIED

ALL DIMENSIONS AND TOLERENCES ARE IN MILLIMETERS AND SHALL BE INTERPRETED PER ASME Y14.5M – 1994

DRAWING TOLERANCES ARE AS FOLLOWS:

FRACTIONS	DECIMALS	ANGLES
±1/64	±.5X .XX ±.1 .XXX ±.005	±1°

THIRD ANGLE PROJECTION

DESIGNER/ENGINEER: S. MEYER	DATE: 7/12/2019	
HW ENGINEER: S. MEYER	DATE: 7/12/2019	
MFG/OPS: NA	DATE: 7/12/2019	
DRAFTER: NA	DATE: 7/12/2019	
PRODUCT MANAGER:	DATE: 7/12/2019	

DIGI INTERNATIONAL
9350 EXCELSIOR BLVD., SUITE 700
HOPKINS, MN. 55343

TITLE
DWG, ASSY,
CONNECTORE i.MX6UL SBC PRO

SIZE	CAGE CODE	DWG NO:	REV
D	08TP3	55001883-01	D

SCALE 1:1 | DO NOT SCALE DRAWING | SHEET 1 OF 1